


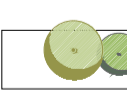





- Legend;
-  Open Space Grass Areas- Minimum Topsoil depth of 250mm is required in all grass seeded areas
 -  Mixed naturalising bulbs
 -  Paths within Open spaces- Asphalt with Concrete Pin Kerbing border
 -  Tree Planting - Trees within 2m distance of any hard surfacing or Serviced must have Root barrier installed. (On site inspections will be carried out)
 -  Seating within open space to Have handstanding underneath, Seat to include anti Skateboarding rings
 -  Attenuation area
 -  Existing trees retained and protected